


Характеристики:

- Широкий рабочий диапазон 10 МГц - 6 ГГц
- Управление через драйвер TTL
- Высокая скорость переключения
- Низкие вносимые потери и высокая изоляция
- Холодное переключение высокой мощности
- Параметры могут быть изменены по запросу



Области применения:

- Беспроводные сети
- 5G сети
- Оборудование для тестирования и измерений
- Микроэлектроника и спутниковая связь
- Оптоволоконные сети

Parameters	Min.	Typ.	Max.	Min.	Typ.	Max.	Units
Frequency Range	0.01-3		3-6				GHz
Insertion Loss		1.8	2.0		2.2	2.6	dB
Insertion Loss Temperature Coefficient		0.003			0.003		dB/ ° C
Isolation	35	45		33	35		dB
Input VSWR		1.5	1.8		1.5	1.8	: 1
Output VSWR		1.5	1.8		1.5	1.8	: 1
*RF Input Power (CW) (50Ω, T = 25°C)			46			46	dBm
DC Power Dissipation		2			2		W
0.1dB Compression P0.1dB (P0.1dB)		46			46		dBm
IIP3		55			50		dBm
Switching Speed	400 Max.						ns
Bias Current (+12V)	150 Max.						mA
Weight	5.5 Max.						ounces
Impedance	50						Ω
Input / Output Connectors	SMA-Female						
Finish	Nickel plated						
Material	Copper						
Sealing	Hermetically Sealed (Optional)						

* When the working frequency is lower than 100MHz, please refer to the max input power curve..

Отражающий коаксиальный переключатель SP4T 0,01 - 6 ГГц

Absolute Maximum Ratings

Biasing	+12V±10%
---------	----------

Notes:

1. TTL pins cannot be connected to the negative voltage otherwise the internal driver will be damaged .
2. If the device operates in high power state, recommend keeping case temperature lower than 60°C.
3. Cold Switching: Before changing any TTL signal(s), the RF input power must be blanked or the switch could be damaged.
4. DC blocks required . Input and output ports must not be connected to DC ground or any DC voltage or the switch will be damaged.

Ordering Information

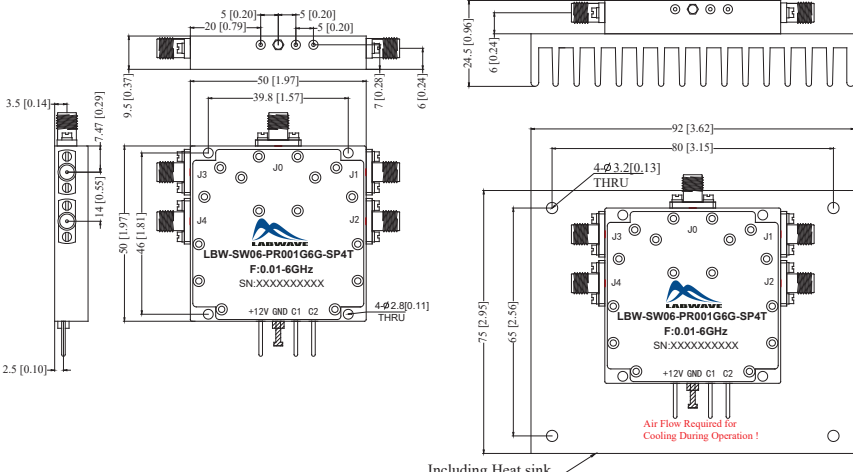
Part No.	Description
LBW-SW06-PR001G6G-SP4T	SP4T0.01-6GHz PIN Diode Switch

Environmental Specifications

Operational Temperature	-40°C~+85°C
Storage Temperature	-50°C~+105°C
Altitude	30,000 ft. (Epoxy Sealed Controlled environment)
	60,000 ft. 1.0psi min (Hermetically Sealed Un-controlled environment) (Optional)
Vibration	25g RMS (15 degrees 2KHz) endurance, 1 hour per axis
Humidity	100% RH at 35°C, 95%RH at 40°C
Shock	20G for 11msec half sine wave,3 axis both directions

Outline Drawing:

All Dimensions in mm (inches)
Housing Tolerances ±0.1 (0.004)



The drawing shows the physical dimensions of the switch. Key dimensions include: overall width 50 mm (1.97 inches), height 39.8 mm (1.57 inches), and various pin spacings. Labels include 'LBW-SW06-PR001G6G-SP4T', 'F:0.01-6GHz', 'SN:XXXXXXXXXX', and '+12V GND C1 C2 THRU'. A note indicates 'Air Flow Required for Cooling During Operation!' and 'Including Heat sink'.

Truth Table

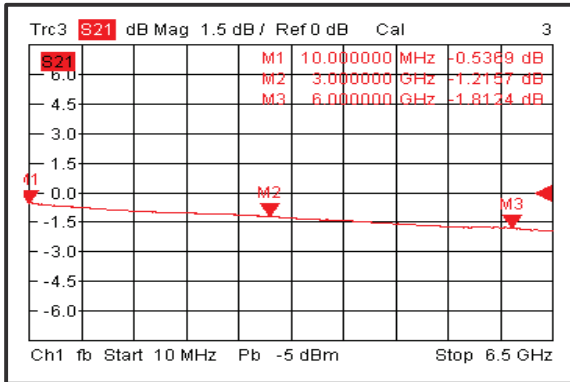
TTL Control Voltage THRESHOLD		Low(0)=0~0.8V
		High(1)=2.8~5V
Control Input TTL		Signal Path State
c1	c2	
0	0	J0-J1
0	1	J0-J2
1	0	J0-J3
1	1	J0-J4
Control Pin Customization available upon request		

Notes:

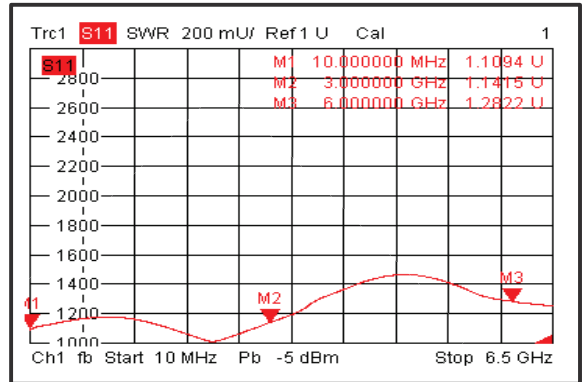
- . Heatsink Included - Mandatory for Operation .

Отражающий коаксиальный переключатель SP4T 0,01 - 6 ГГц

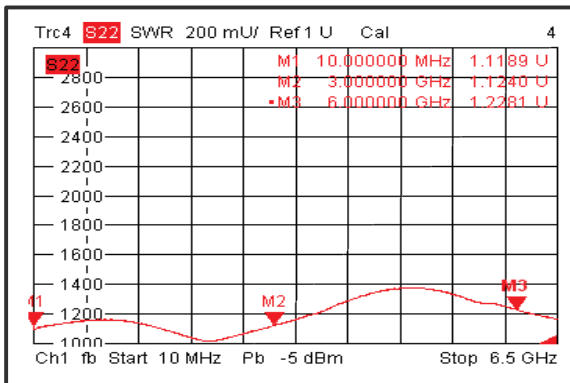
Insertion Loss @+25°C



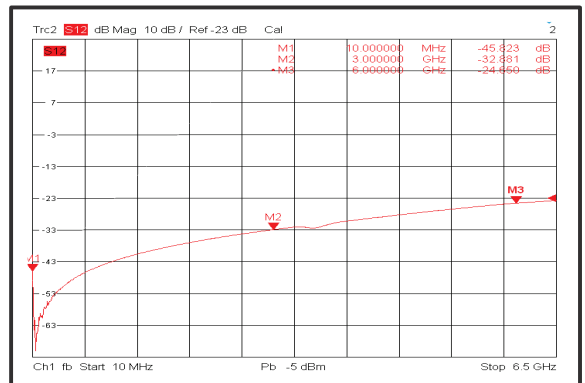
Input VSWR @+25°C



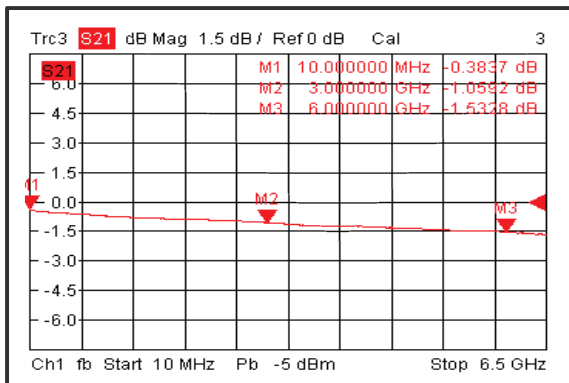
Output VSWR @+25°C



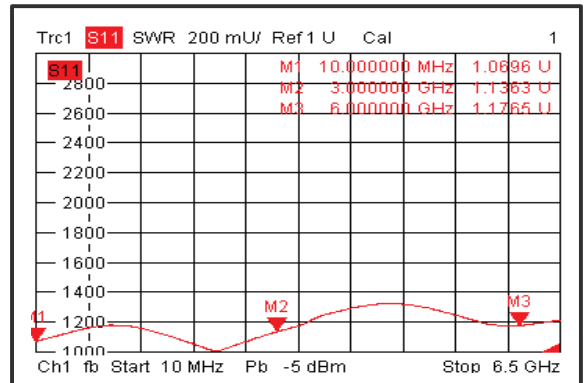
Isolation @+25°C



Insertion Loss @-40°C

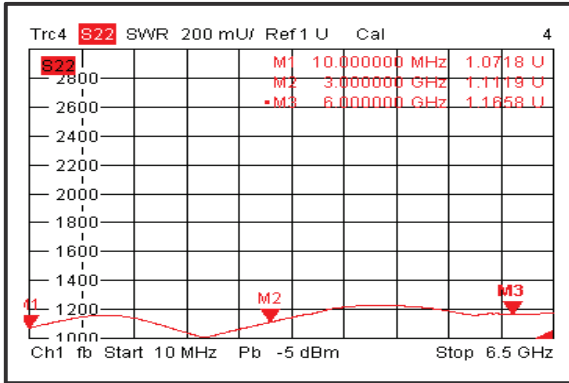


Input VSWR @-40°C

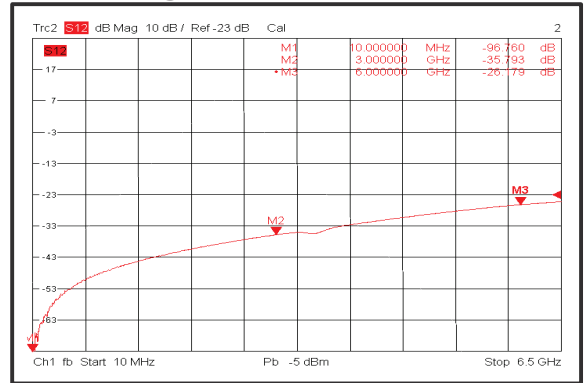


Отражающий коаксиальный переключатель SP4T 0,01 - 6 ГГц

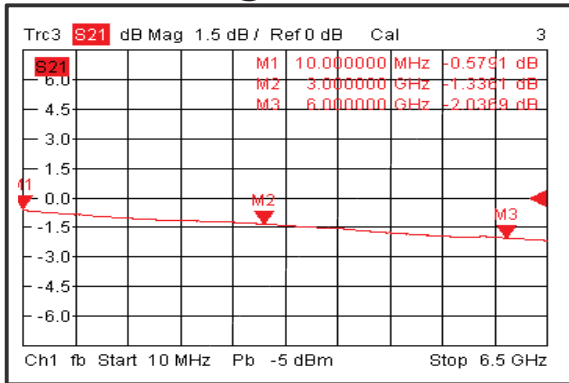
Output VSWR @-40°C



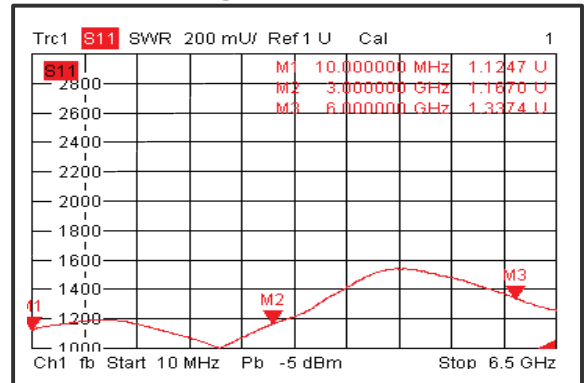
Isolation @-40°C



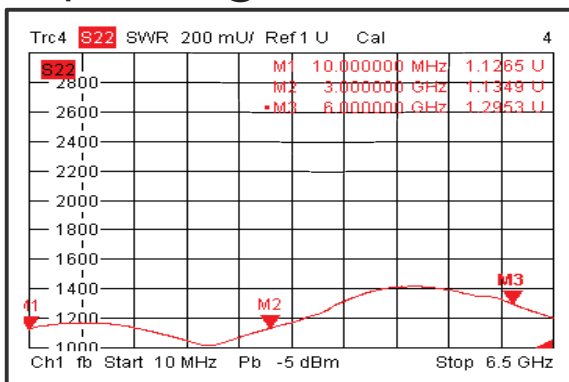
Insertion Loss @+85°C



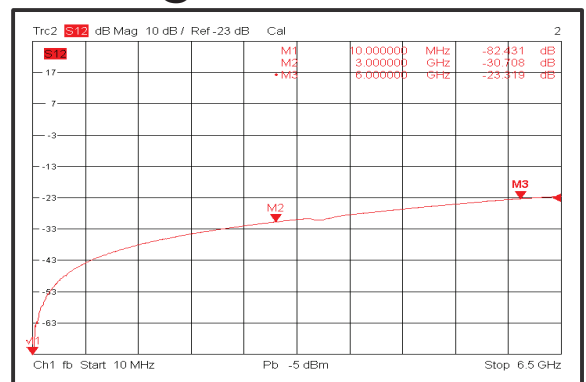
Input VSWR @+85°C



Output VSWR @+85°C

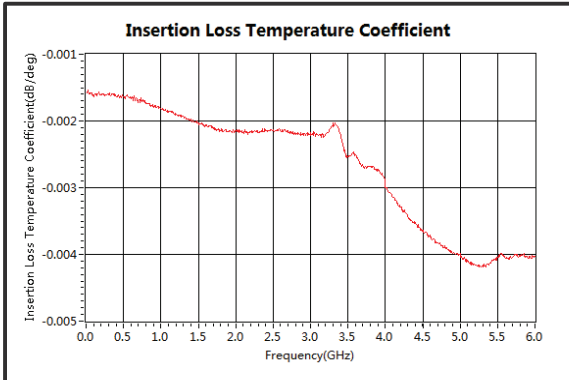


Isolation @+85°C

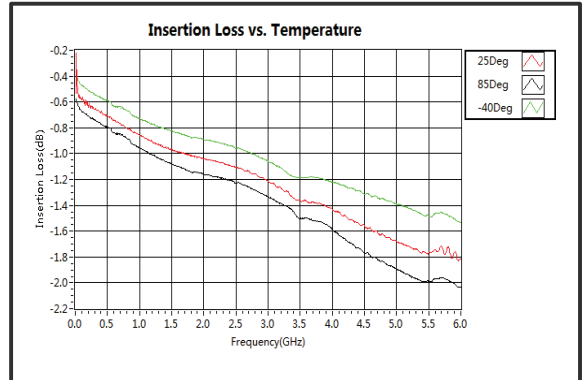


Отражающий коаксиальный переключатель SP4T 0,01 - 6 ГГц

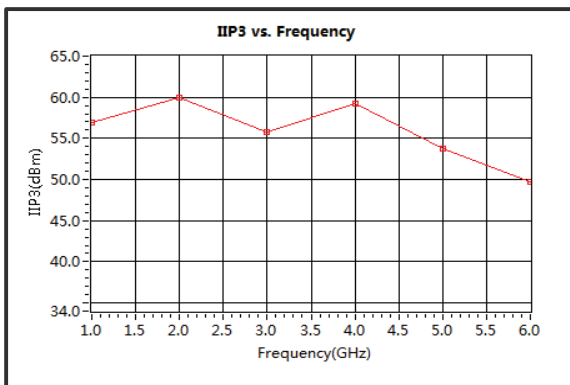
Insertion Loss Temperature Coefficient



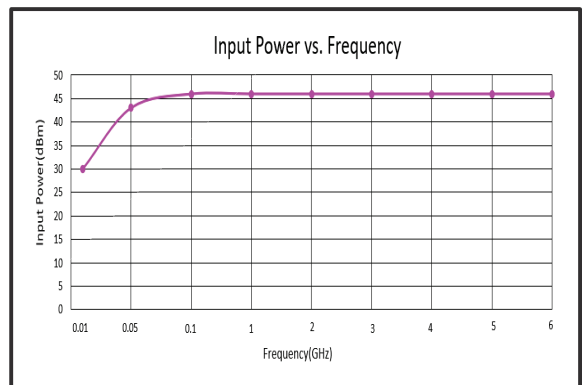
Insertion Loss vs. Temperature



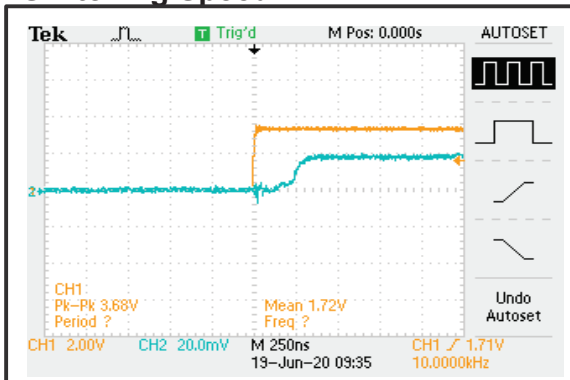
IIP3



Input Power vs. Frequency



Switching Speed



Switching Speed

